

cressa[®]

CRESEA TECHNOLOGY

EXPLOSION PROOF LED LIGHTS SOLUTION






Model	CS-EXFL-0 ~ L30/50/70
Wattage	30W/50W/70W
Voltage	100-277VAC 50/60Hz
IP Grade	IP66
Weight	8.1KGS
Size	241×241×182mm
EX Mark	Exd IIC T6 Gb / Ext Da21 IP66 80°C



Model	CS-EXFL ~ L30/60/80
Wattage	30W/60W/80W
Voltage	100-277VAC 50/60Hz
IP Grade	IP66
Weight	3.8KGS
Size	300×186×137mm
EX Mark	Ex de mb IIC T6



Model	CS-BXFL-A
Wattage	50W/80W/100W
Voltage	100-277VAC 50/60Hz
IP Grade	IP66
Weight	3.5KGS
Size	288×161×104mm
EX Mark	Exd IIC T6 Gb / Ext Da21 IP66 80°C



Model	CS-EXFL-L~100/120
Wattage	100W/120W
Voltage	100-277VAC 50/60Hz
IP Grade	IP66
Weight	4.8KGS
Size	299×186×174mm
EX Mark	Exde mbLIC T6 Gb / Ex ID A21 IP66 80°C



Model	CS-BXFL-E
Wattage	100W/120W/150W
Voltage	100-277VAC 50/60Hz
IP Grade	IP66
Weight	5KGS
Size	324×242×104mm
EX Mark	Exde mb IIC T5 Gb / Ext Da21 IP66 T95°C



Model	CS-EXFL-1 ~ L150/180
Wattage	150W/180W
Voltage	100-277VAC 50/60Hz
IP Grade	IP66
Weight	8.9KGS
Size	324×276×190mm
EX Mark	Ex de mb IIC T6



Model	CS-EXFL-2 ~ L200/240
Wattage	200W/240W
Voltage	100-277VAC 50/60Hz
IP Grade	IP66
Weight	12.5KGS
Size	425×315×198mm
EX Mark	Ex de mb IIC T6



Model	CS-EXFL-3 ~ L300/400
Wattage	300W/400W
Voltage	100-277VAC 50/60Hz
IP Grade	IP66
Weight	21KGS
Size	550×323×190mm
EX Mark	Ex de mb IIC T6



Model	CS-EXFL-4 ~ L480/560
Wattage	480W/560W
Voltage	100-277VAC 50/60Hz
IP Grade	IP66
Weight	28KGS
Size	630×425×195mm
EX Mark	Ex de mb IIC T6



Model	CS-EXLLB1 ~ L10/20/30
Wattage	10W/20W/30W
Voltage	100-277VAC 50/60Hz
IP Grade	IP66
Weight	1.4KGS
Size	145×130mm
EX Mark	Exd IIC T6 Gb



Model	CS-EXLLB2 ~ L30/50
Wattage	30W/50W
Voltage	100-277VAC 50/60Hz
IP Grade	IP66
Weight	2.5KGS
Size	198×147mm
EX Mark	Exd IIC T6 Gb



Model	CS-EXC-0 ~ L30/50/60/70
Wattage	30W/50W/60W/70W
Voltage	100-277VAC 50/60Hz
IP Grade	IP66
Weight	4KGS
Size	220×260mm
EX Mark	Exd IIC T6 Gb / Ext DA 21 IP66 T80°C



Model	CS-EXLLB21
Wattage	50W/100W
Voltage	100-277VAC 50/60Hz
IP Grade	IP66
Weight	4.8KGS
Size	253×185mm
EX Mark	Exd IIC T6 Gb



Model	CS-EXLLB22
Wattage	100W/140W
Voltage	100-277VAC 50/60Hz
IP Grade	IP66
Weight	5.6KGS
Size	323×189mm
EX Mark	Exd IIC T6 Gb



Model	CS-EXC-0-1 ~ L100/120/150
Wattage	100W/120W/150W
Voltage	100-277VAC 50/60Hz
IP Grade	IP66
Weight	8.0KGS
Size	320×310mm
EX Mark	Exd IIC T6 Gb / Ext DA 21 IP66 T80°C



Model	CS-EXC-1 ~ L100/150/200
Wattage	100W/150W/200W
Voltage	100-277VAC 50/60Hz
IP Grade	IP66
Weight	9.76KGS
Size	378×203mm
EX Mark	Exd IIC T6 Gb / Ext DA 21 IP66 T80°C



Model	CS-EXC-0 - L180/200
Wattage	180W/200W
Voltage	100-277VAC 50/60Hz
IP Grade	IP66
Weight	10KGS
Size	350x182mm
EX Mark	Exd IIC T6 Gb / Ext DA21 IP66 T80°C



Model	CS-EXC-2
Wattage	180W/280W
Voltage	100-277VAC 50/60Hz
IP Grade	IP66
Weight	9.5KGS
Size	415x207mm
EX Mark	Ex de mb IIC T5 Gb



Model	CS-EXC-2 - L240/280
Wattage	240W/280W
Voltage	100-277VAC 50/60Hz
IP Grade	IP66
Weight	9.5KGS
Size	415x215mm
EX Mark	Exd IIC T6 Gb / Ext DA21 IP66 T80°C



Model	CS-EXLEST - L80/150/200
Wattage	80W/150W/200W
Voltage	100-277VAC 50/60Hz
IP Grade	IP66
Weight	10.5KGS
Size	275x590x95mm
EX Mark	Ex de mb IIC T6

cressa

Ex plosion proof Linear Lighting



Model	EXTBL-1-18
Wattage	1x18W
Voltage	100-277VAC 50/60Hz
IP Grade	Ip65
Weight	2.7KGS
Size	630x425x195mm
EX Mark	Ex d IIC T6 Gb / Ext dA21 IP66 T80°C



Model	CS-EXC-2
Wattage	2 ~ 16W
Voltage	100-277VAC 50/60Hz
IP Grade	Ip65
Weight	5.4KGS
Size	1280x202x146mm
EX Mark	Ex d IIB T6 Gb/Ext dA21 IP66 T80°C



Model	CS-B121
Wattage	20W/40W/60W
Voltage	100-277VAC 50/60Hz
IP Grade	IP66
Weight	2.45KGS
Size	595x125x45mm 1195x117x49mm
EX Mark	Exe IIC T6 Gb / Ext DA21 IP66 T80°C



Model	CS-BY52
Wattage	2x22W
Voltage	100-277VAC 50/60Hz
IP Grade	IP65
Weight	7.5KGS
Size	1320x196x94mm
EX Mark	Ex de IIC T6 Gb/Ext dA21 IP65 T80°C



Model	CS-EXLN3 - L20
Wattage	20W
Voltage	100-277VAC 50/60Hz
IP Grade	IP66
Weight	1.7KGS
Size	335x125x77mm
EX Mark	Ex nR IIC T6 GC



Model	CS-EXLN6 - L40/60
Wattage	40W/60W
Voltage	100-277VAC 50/60Hz
IP Grade	IP66
Weight	3.2KGS
Size	635x125x77mm
EX Mark	Ex nR IIC T6 Gb



Model	CS-EXL12 - L80/120
Wattage	80W/120W
Voltage	100-277VAC 50/60Hz
IP Grade	IP66
Weight	6.2KGS
Size	1143x125x77mm
EX Mark	Exe IIC T6 Gb / Ext DA21 IP66 T80°C




Model	CS-EXLN12T236
Wattage	36W
Voltage	100-277VAC 50/60Hz
IP Grade	IP66
Weight	7KGS
Size	1342x168x109mm
EX Mark	Ex de eb mb IIBT6 Gb / Ex tb IIC T80°C

cressa

Ex plosion proof Emergency lighting



Model	CS-EXECL-03
Wattage	3W
Voltage	100-277VAC 50/60Hz
IP Grade	IP66
Weight	3KGS
Size	350x190x75mm
Emergency time	180min
Ex Mark	Ex de IIB T6 Gb/ Ext dA21 IP66 T80°C



Model	CS-B52
Wattage	2*3W
Voltage	100-277VAC 50/60Hz
IP Grade	IP66
Weight	3KGS
Size	262x246x98mm
Emergency time	>90min
Ex Mark	Ex de IIB T6 Gb/ Ext dA21 IP66 T80°C



Model	CS-EXEL-06
Wattage	2*3W
Voltage	100-277VAC 50/60Hz
IP Grade	IP65
Weight	2.5KGS
Size	230x260x85mm
Emergency time	120min
Ex Mark	Ex de IIB T6 Gb/ Ext dA21 IP66 T80°C



Model	CS-B156
Wattage	40 ~ 60W
Voltage	100-277VAC 50/60Hz
IP Grade	IP66
Weight	4KGS
Size	220x260mm
Emergency time	>60min
Ex Mark	Ex de IIC T6 Gb/ Ext dA21 IP66 T80°C



Model	CS-B81
Wattage	2W
Voltage	100-277VAC 50/60Hz
IP Grade	IP66
Weight	3.2KGS
Size	275×170×66mm
Emergency time	120min
Ex Mark	Ex de IIC T6 Gc / Ex td A21 IP65 T80°C



Model	CS-EXECL-03
Wattage	3W
Voltage	100-277VAC 50/60Hz
IP Grade	IP66
Weight	2.8KGS
Size	350×193×79mm
Emergency time	120min
Ex Mark	Ex de IIC T6 Gc / Ex td A21 IP65 T80°C



Model	CS-EXFL-04W
Wattage	3W
Voltage	DC3.7V
IP Grade	IP66
Weight	0.13KGS
Size	Φ29×L148mm
Work Time	8h (hard light), 16h (working light)
Ex Mark	Exd II CT6 Gb



Model	CS-EXFL-03W
Wattage	3W
Voltage	DC3.7V
IP Grade	IP66
Weight	0.15KGS
Size	Φ28×L153mm
Work Time	8h (hard light), 16h (working light)
Ex Mark	Exd II CT6 Gb



Model	CS-EXHL-09W
Wattage	3x3W
Voltage	DC11.1V
IP Grade	IP66
Weight	1.5KGS
Size	Φ150×131×272mm
Work Time	8h (hard light), 12h (working light)
Ex Mark	Exd ia II CT6 Gb




Model	CS-EXECL-09
Wattage	9W
Voltage	DC11.1V
IP Grade	IP66
Weight	0.9KGS
Size	Φ71×L154mm
Work Time	6h (hard light), 10h (working light)
Ex Mark	Exd II CT6 Gb



Model	CS-Y6102-C
Wattage	8~24W
Voltage	DC14.4V
IP Grade	IP65
Weight	6.0KGS
Size	295×225×600mm
Work Time	8h (hard light), 16h (working light)
Ex Mark	Ex de IIC T6 Gc / Ex td A21 IP65 T80°C



Model	CS-EXC-1-100
Wattage	30W
Voltage	DC24V
IP Grade	IP65
Weight	8.5KGS
Size	1.25m
Work Time	30h
Ex Mark	Ex de IIC T6 Gc / Ex td A21 IP65 T80°C



Model	CS-Y6102-b
Wattage	30~36W
Voltage	DC24V
IP Grade	IP65
Weight	9KGS
Size	253×195×1900mm
Work Time	30h
Ex Mark	Ex de IIC T6 Gc / Ex td A21 IP65 T80°C



Model	CS-EXHL
Wattage	100W
Voltage	100-277VAC 50/60Hz
IP Grade	IP54
Weight	2.6KGS
Size	430×178×138mm
Work Time	/
Ex Mark	Ex d IIC T6 Gb



Scan to Visit Website

cressa[®]

Shenzhen Cresea Technology co.LTD.

 JiaHua Industrial Park,XinPoTou,GuangMingNew,District,ShenZhen

 Tel: +86-755-27063335 Fax: +86-755-27062722

 info@cressaled.com

 www.cressaled.com